



360training LMS

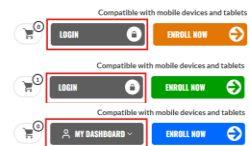
Account Set Up & Login Process

This guide walks you through the process of logging in whether for the first time or to access your existing training account.

ACCOUNT SET UP

If you have a pre-existing account, you'll receive a notice with your first login attempt. If not, you can follow these steps to verify your account and login.

From the homepage, click **LOGIN** in the upper right corner.



Enter your email address and password, then click **Login**.

The login form is titled "TABC ON THE FLY" and "a 360 COMPANY". It features a "Log In" heading and a link for "Don't have an account? Sign up now". There are two input fields: "Email" with a placeholder "name@email.com" and "Password" with a placeholder "Enter your password" and a "Forgot your password?" link. A blue "Log in" button is at the bottom. At the very bottom, there is a link for "Have questions or not sure? Visit Contact Us if you need any assistance!"

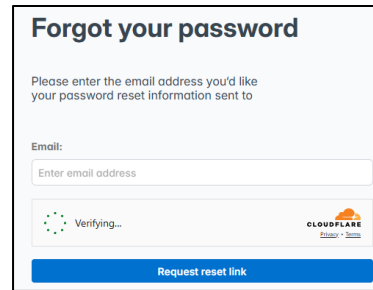
OR

You can also login through <https://learn.360training.com/sign-in>. Enter your email and password, then click **LOGIN**.

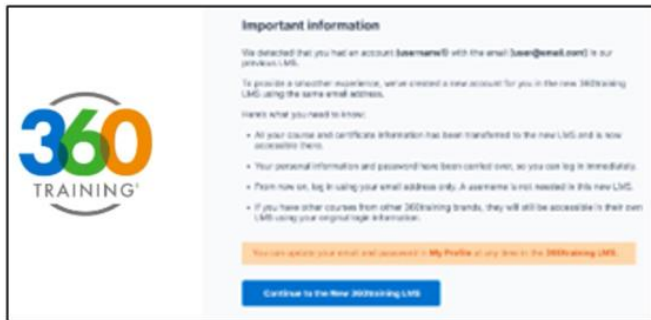
The home page features a grid of logos on the left: HIPAA+ EXAMS, ACLS MEDICAL TRAINING, OSHA CAMPUS, TABC ON THE FLY, AGENT CAMPUS, BASSET ON THE FLY, MYMORTGAGE TRAINER, and RTD Ready Training Online. On the right, there is a "Welcome to 360training LMS" section with a "360 TRAINING" logo, a description of the LMS, and a login form with "Email", "Password", and "Forgot Password?" fields, and a "Log In" button. At the bottom right, there are links for "Support", "Terms and Conditions", and "Privacy Policy", and a copyright notice "© 2025 - 360Training. All rights reserved."

If the system does not recognize your email or password AND you have access to the email address, select **Forgot Password** and follow the steps.

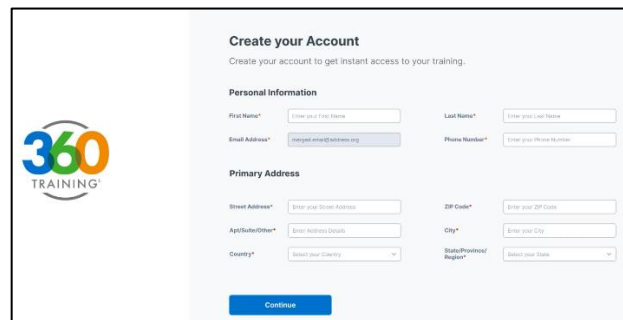
If you no longer have access to the email address but have courses on your profile, please contact Customer Support through chat or at support@360training.com for assistance.



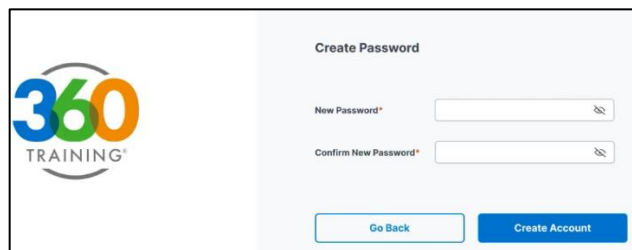
Review the important information and click **Continue to the New 360training LMS**.



Create your account by filling in the fields for Personal Information and Primary Address. Click **Continue**.

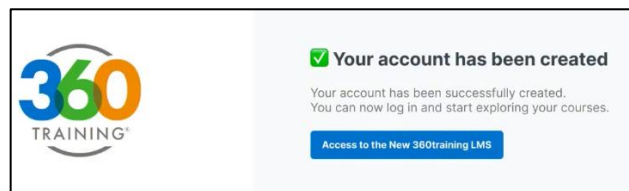


Submit and confirm a new password. Click **Create Account**.

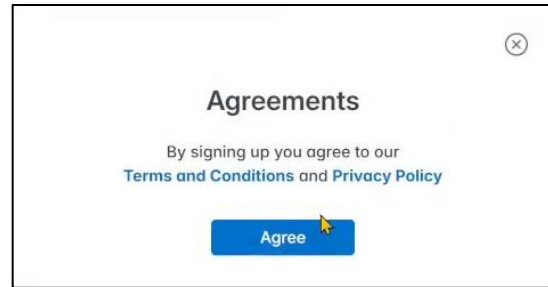


Password must have a minimum of 8 characters and must include at least three of the following character types: uppercase, lowercase, numerals, and symbols.

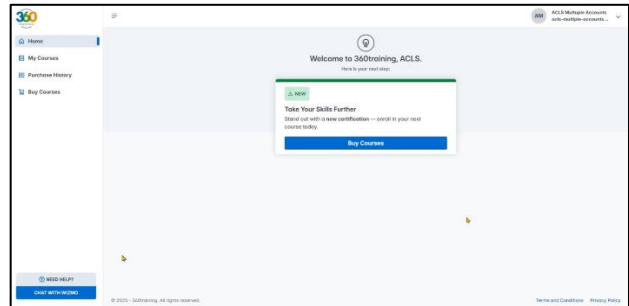
The system will indicate that the request was successful. Click **Access to the New 360training LMS**.



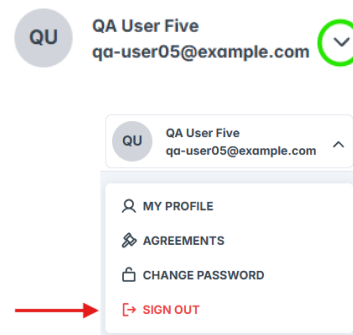
Before access your learning account, you will be asked to agree to the **Terms and Conditions** and **Privacy Policy**. You can open and review these policies, and click **Agree** when finished.



Once you have logged in, you will see your dashboard.



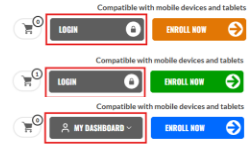
To log out, expand the menu on the top right and click **SIGN OUT**.



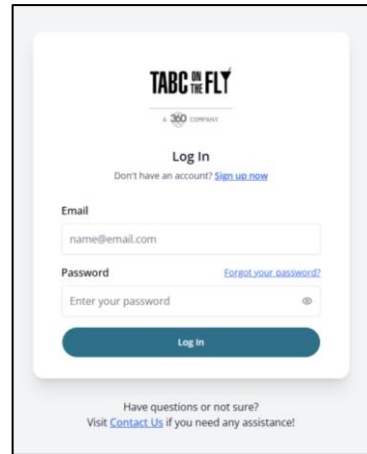
LOGIN

You can now log in using the credentials you created during the verification process.

From the homepage, click **LOGIN** in the upper right corner.

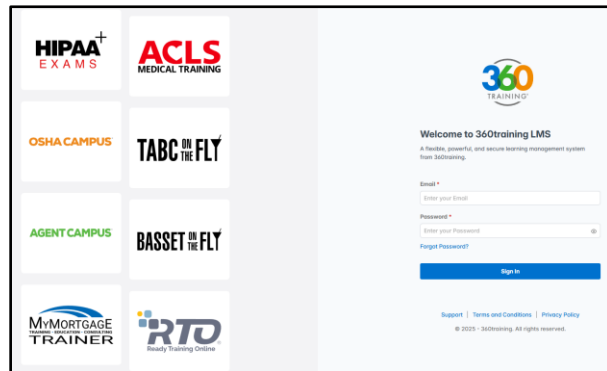


Enter your email address and password, then click **Login**.



OR

You can also login through <https://learn.360training.com/sign-in>. Enter your email and password, then click **LOGIN**.



Once you have logged in, you will see your 360training LMS Home page.

